

### FEATURES & ADVANTAGES

- ✓ **1,000 LM** max lamp lumen high brightness
- ✓ **100,000+ Hours** long LED lifespan, with professional heat dissipation design
- ✓ **25 Years** long product lifespan
- ✓ **3,000+ Cycles** life LiFePO4 batteries with inbuilt Micro-BMS technologies
- ✓ **99.9%** MPPT tracking efficiency
- ✓ **IP68** rated controller vs. IP66 rated electrical compartment
- ✓ **5+ Days** cloudy/rainy days autonomy
- ✓ **IES Type 1~5** with professional optical designs available to match different project requirements
- ✓ **Flexible & Customized Working Modes** with timer and motion sensor by programming
- ✓ **IoT Control** and online remote monitoring as optional via ZigBee or LoRaWAN



### APPLICATIONS

- ✓ Expressway lighting
- ✓ Path Road lighting
- ✓ Roadway lighting
- ✓ Public Areas lighting (squares, theme parks, park lots....)



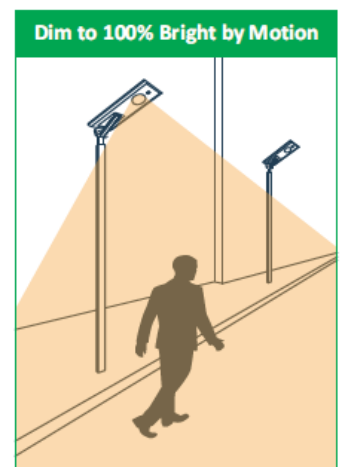
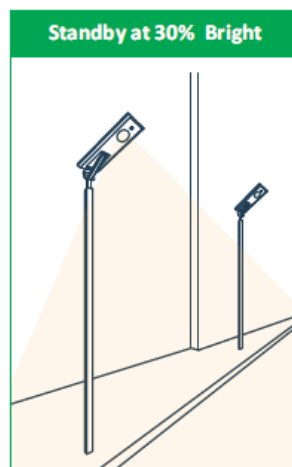
### TECHNICAL SPECIFICATIONS

LED Light Source	Rated Power	12V/10W (30LEDs x 1 Module)
	LED Brand	PHILIPS 3030 (LED Lumen: 195lm/W)
	Lumens (LM)	900-1000lm
	Life-span	100,000 hours
	Color Temp. (CCT)	5000K (2700~6500K Full range available)
	CRI	>70
	Viewing Angle	140° (Customized Angles & IES Types Available)
Solar Panel	Power	18V/10Wp (High Efficiency Polystalline PV)
	Life-span	25 years
Batteries	Capacity/Type	12.8V/6AH (76.80WH) / LiFePO4 Lithium
	Life-span	8+ years (3000 cycles @60% DoD)
Controller	Type	MPPT / IP68/IoT Online Monitoring as Optional
	Sensor	Microwave Radar (PIR & Timing as optional)
Full Charge Time	By Solar	8 hours (STC: 1000W/m <sup>2</sup> , 25°C )
Discharge Time	Dim Mode	>70 hours
	Bright Mode	>15 hours
Working Temp.	-30°C ~ +80°C	
Mounting Height/Brackets	3~4 m/ Clamp Bracket	
Space Between Lights	10~15m	
Materials	Aluminium Alloy	
Certificate	CE / ROHS / IP66/ IK08/ TÜV-SUD ISO9001/ ISO14001	
Warranty	3 years	

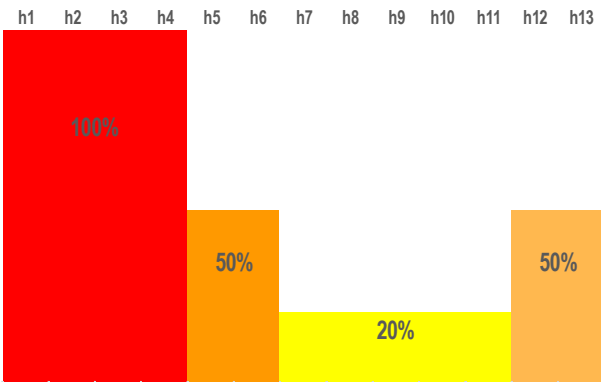
### PERFORMANCE

Power (%)	Lamp Lumens (lm)
100%	1,000
60%	600
50%	500
30%	300
20%	200

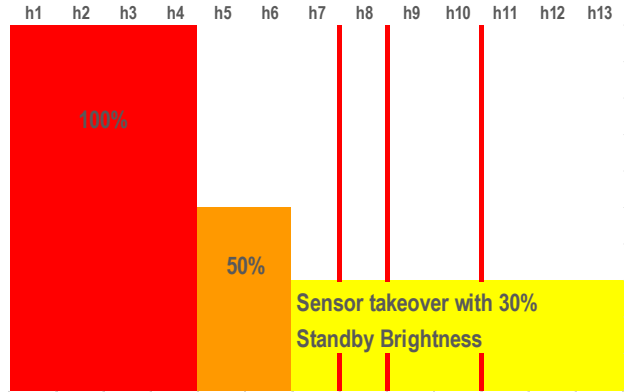
#### Dim with Radar Motion Sensor



### Dim with Timer



### Dim with Timer+ Motion Sensor



More customized control and working modes for maximum 5 sections available by programming upon customer and project requirements.

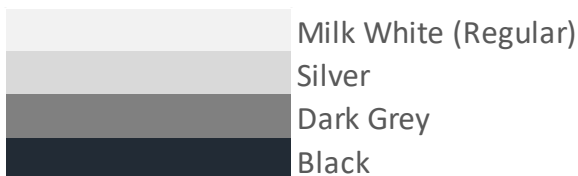
## DIMENSIONS

Items	L (mm)	W (mm)	H (mm)	N.W. (kgs)
Light Body	320	292	55	4.7

## PACKING INFORMATION

Items	Package	L (mm)	W (mm)	H (mm)	CBM	G.W. (kgs)
Light Body&Brackets	3pcs per Carton	510	335	330	0.056	16.5
PCS/40'HQ Container:	2200 pcs	PCS/20' Container		1000 pcs		

## FINISHED COLOR



Customized Full Range Colors Available

## ACCESSORIES

Clamp Brackets For Wall or Pole Mounting

