

FEATURES & ADVANTAGES

- ✓ **3,600 LM** max lamp lumen high brightness
- ✓ **100,000+ Hours** long LED lifespan, with professional heat dissipation design
- ✓ **25 Years** long product lifespan
- ✓ **3,000+ Cycles** life LiFePO4 batteries with inbuilt Micro-BMS technologies
- ✓ **99.9%** MPPT solar charge efficiency
- ✓ **IP68** rated controller vs. IP66 rated electrical compartment
- ✓ **5+ Days** cloudy/rainy days autonomy
- ✓ **IES Type 1~5** with professional optical designs available to match different project requirements
- ✓ **Flexible & Customized Working Modes** with timer and motion sensor by programming
- ✓ **IoT Control** and online remote monitoring as optional via ZigBee or LoRaWAN



APPLICATIONS

- ✓ Second road lighting
- ✓ Expressway lighting
- ✓ Street lighting
- ✓ Roadway lighting
- ✓ Public Areas lighting (squares, theme parks, park lots....)



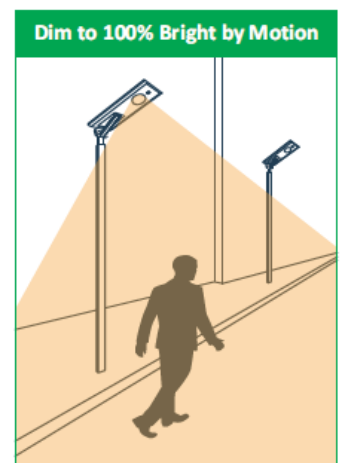
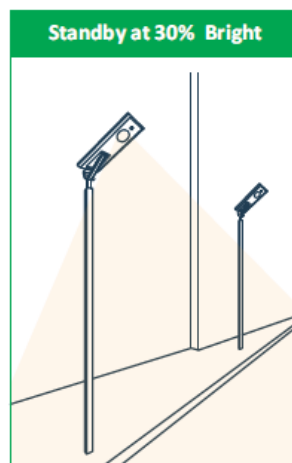
TECHNICAL SPECIFICATIONS

LED Light Source	Rated Power	12V/ 30W (36LEDsx2 modules)
	LED Brand	PHILIPS 3030 (LED Lumen: 195lm/W)
	Lumens(LM)	3000-3600lm
	Life-span	100,000 hours
	Color Temp. (CCT)	5000K (2700~6500K Full range available)
	CRI	>70
	Viewing Angle	140° (Customized Angles & IES Types Available)
Solar Panel	Power	18V/60Wp (Monocrystalline PV)
	Life-span	25 years
Batteries	Capacity/Type	12.8V/24AH (307.20WH) / LiFePO4 Lithium
	Life-span	8+ years (3,000 circles @ 60% DoD)
Controller	Type	MPPT / IP68/IoT Online Monitoring as Optional
	Sensor	Microwave Radar (PIR & Timing as optional)
Full Charge Time	By Solar	5 hours (STC: 1000W/m ² , 25°C)
Discharge Time	Dim Mode	>90 hours
	Bright Mode	>18 hours
Working Temp.	-30°C ~ +80°C	
Mounting Height/Brackets	6~7 m/ Available Brackets: Post Top/ Arm/ Arm Tube/ Pole Clamps	
Space Between Lights	25~30m	
Materials	Aluminium Alloy	
Certificate	CE / ROHS / IP66/ IK08/ TÜV-SUD ISO9001/ ISO14001	
Warranty	3 years OR 5 years	

PERFORMANCE

Power (%)	Lamp Lumens (lm)
100%	3,600
60%	2,160
50%	1,800
30%	1,080
20%	720

Dim with Radar Motion Sensor

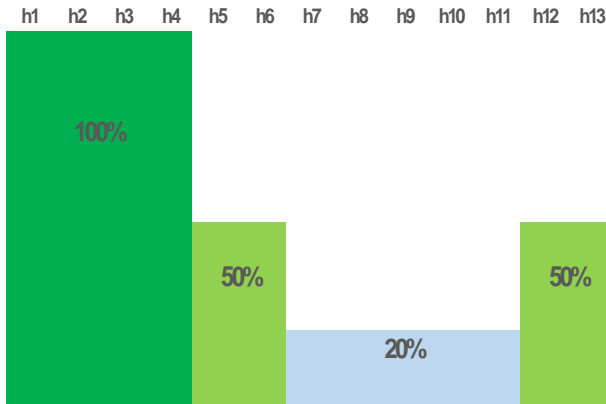


LED SOLAR STREET LIGHT (ALL IN ONE)

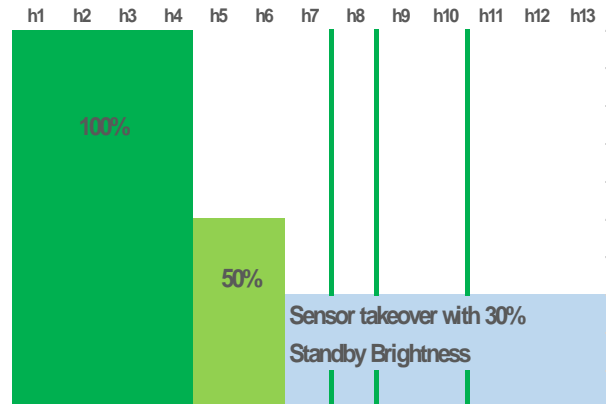
Model No. ISSL-SPR-030C

www.esavior.cn

Dim with Timer



Dim with Timer+ Motion Sensor



More customized control and working modes for maximum 5 sections available by programming upon customer and project requirements.

DIMENSIONS

Items	L (mm)	W (mm)	H (mm)	N.W. (kgs)
Light Body	920	355	55	9.60

PACKING INFORMATION

Items	Package	L (mm)	W (mm)	H (mm)	CBM	G.W. (kgs)
Light Body	2pcs per Carton	970	410	175	0.070	21.12
Mounting Brackets	6pcs per Carton	940	340	190	0.061	26.00
PCS/40'HQ Container:	1420 pcs	PCS/20' Container	600 pcs			

FINISHED COLOR



Customized Full Range Colors Available

ACCESSORIES

Tube/ Clamp / Arm Brackets for Pole Mounting available



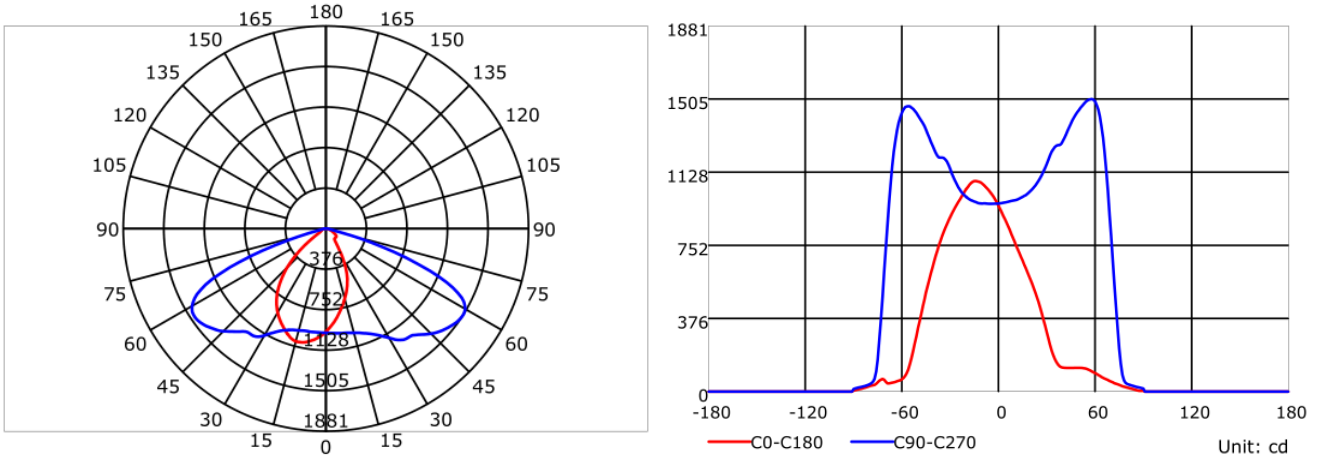
PHILIPS



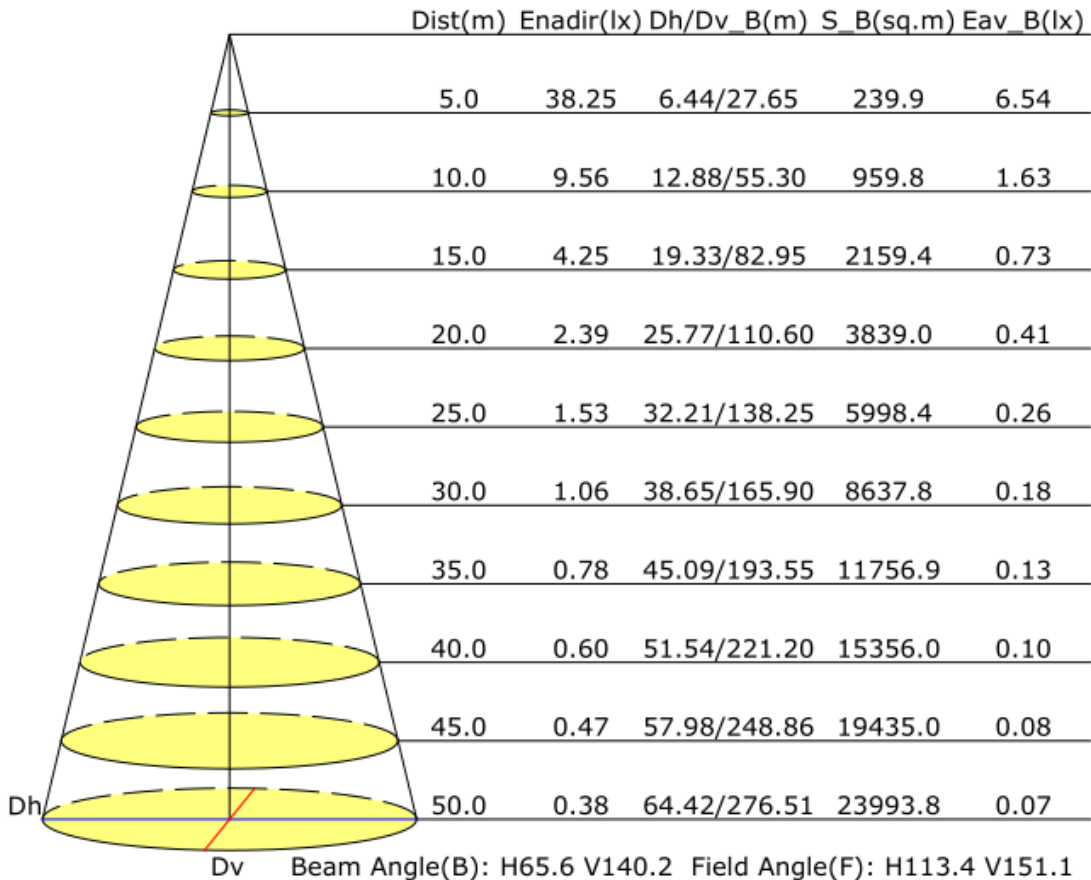
DISTRIBUTIONS & IES TYPE

IES Type II as regular distribution, customized IES Types available upon requirements

Luminous Intensity Distribution Curve



Illuminance at a Distance

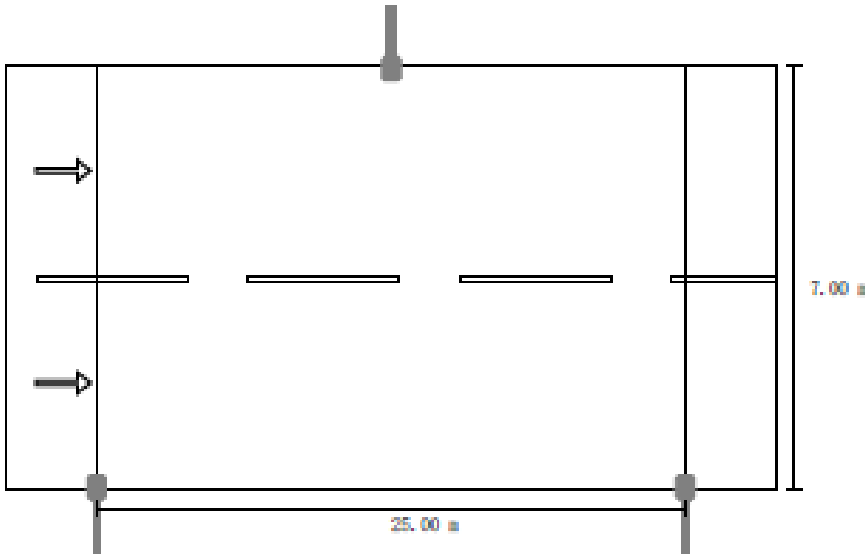


DIALUX SIMULATION REPORT

Street Profile(Tarmac: R3, q0: 0.070)

Pole Height :6m ; Pole Distance :25m; Road Width: 7m; Lanes: 2;

Luminaire Arrangements



Valuation Field Roadway / Isolines (E)

